

SREE NARAYANA GURU MISSION OF THE U.K

16 Barking Road, East Ham, London E6 3BP

Charity Registration No: 281388


Statement of Financial Activities
For the Year Ended 31st December, 2013

CLIENT'S APPROVAL


We certify that to the best of our knowledge and belief, the accounts records produced with explanations given to Messrs. J.K.Shah institute a true and fair view of financial position of our activities for the year ended 31st December 2013

Have been prepared properly in accordance with procedures laid down in the general Directions given by the Charity Commission under section 43 (7b) of the 1993 Act


We further authorise these accounts to be used as a basis for agreeing our tax liabilities with the Inland Revenue.



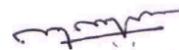
Hon. Auditors: **Haridas Bhaskaran**



K. Mohankumar




Treasurer: **Sajeev Sadanandan**



Secretary : **P.V. Vijayan**

AUDITOR'S REPORT

We have examined the attached Income and Expenditure Account and Balance Sheet for the year ended 31st December 2013 with carrying out an audit from records, vouchers and information and explanations supplied by members Sree Narayana Guru Mission Of The UK confirm that this is in accordance therewith.



J.K.Shah (BA(Hons) FCCA)



STATEMENTS OF FINANCIAL ACTIVITIES FOR THE YEAR ENDED 31 DECEMBER

STATEMENTS OF FINANCIAL ACTIVITIES FOR THE YEAR ENDED 31 DECEMBER					
2012			2013	2013	2013
£			£	£	£
Total	Notes		Restricted Funds	Un-Restricted Funds	Total
<u>Resources from Charitable Activities:</u>					
4,163	Membership	1	-	5,547	5,547
53,685	Supplementary Education Fees	2	-	44,367	44,367
2,831	Women's Centre	3	-	2,541	2,541
609	Day centre		-	732	732
<u>Grants</u>					
3,000	Education Grant	2	-	-	-
1,373	LBN WO centre grant	3	1,361	-	1,361
250	LBN X-mas celebrations grant	3	-	250	250
<u>Incoming Resources from Generated Funds</u>					
6,677	Guru Jayanti Celebrations	4	-	10,386	10,386
3,115	Prayer Meeting	5	-	3,451	3,451
4,343	Onam Sadhya	6	-	6,238	6,238
2,080	X-mas celebrations	7	-	1,867	1,867
2,298	Domestic Tours		-	2,488	2,488
8,516	Other Income	8	-	5,494	5,494
2,836	Sports	9	-	1,357	1,357
17,003	Croydon Building Fund	13	2	3,382	3,382
112,778			1,361	88,099	89,460
<u>Expended from Charitable Activities:</u>					
51,249	Supplementary Education		-	46,552	46,552
2,796	Women's Centre	3	1,361	1,285	2,646
477	Day centre		-	385	385
251	Diamond Jubilee Celebrations		-	-	-
<u>Expended from Generated Funds</u>					
4,945	Guru Jayanthi Celebrations	4	-	5,276	5,276
1,022	Prayer Meeting	5	-	1,159	1,159
3,835	Onam Sadhya	6	-	4,463	4,463
1,721	X-mas celebrations	7	-	1,930	1,930
2,211	Domestic Tours		-	2,288	2,288
5,319	Allowances	11	-	4,381	4,381
3,260	Annual General Meeting		-	2,400	2,400
2,759	Sports	9	-	750	750
1,100	Croydon Building Fund-refund	13	-	250	250
<u>Cost of Generating Funds</u>					
1,070	Rates		-	1,104	1,104
180	LBN Licence		-	180	180
7,787	General Expenses	10	-	7,493	7,493
3,281	Other Expenditure	12	-	1,359	1,359
10,003	Depreciation :	17	-	9,283	9,283
15,903	Earmarked for Croydon Building Fund	13	-	3,132	3,132
119,167			1,361	93,671	95,032
(6,390)	Net Operating Surplus/(Deficit)		-	(5,572)	(5,572)
<u>Reconciled Funds</u>					
308,783	Total Fund Brought Forward		-	-	302,393
302,393	Total Funds Carried Forward				296,821

BALANCE SHEET AS AT 31 DECEMBER

2012		2013
£	Property, Plant and Equipment	£
	Note	
239,760	Land & Buildings	231,336
2,696	Equipment	2,231
2,215	Furniture & Fittings	1,821
-	Guru Statue & Mandapam 17	-
244,671	Current Assets	235,388
12,763	Debtors for Annual subscription	16,143
8,053	Other Debtors & Prepayments 16	6,938
85,421	Cash and cash equivalents 14	91,377
106,237	Current Liabilities	114,458
6,168	Creditors 15	9,545
5,084	Disaster Fund	5,084
3,900	Croydon Building Bonds	1,900
15,152	Total Net Assets	16,529
	Represented By:	
335,757		333,317
302,393	General Reserve	296,821
33,364	Croydon Building Fund Reserve 13	36,496
335,757		333,317

1 £	Membership	£	£
2012		2013	2013
		Restricted	Unrestricted
-	Life Membership	-	1,500
3	Membership Entrance Fee	-	7
4,160	Annual Subscriptions	-	4,040
4,163		-	5,547

2 £	Supplementary Education Fees	£	£
2012		2013	2013
		Restricted	Unrestricted
Income			
33,687	East Ham	-	26,458
19,998	Croydon	-	17,909
<u>3,000</u>	L B Croydon - Education	-	-
56,685		-	44,367
Expenditure			
24,369	East Ham- Teacher's/Admin pay	-	22,999
2,815	HMRC & NI (East Ham)	-	2,100
217	Stationary & Other exp. (East Ham)	-	1,531
17,252	Croydon - Teachers'/Admin. Pay	-	12,923
2,149	HMRC & NI (Croydon)	-	1,142
5,858	CVA Hall Hire	-	5,382
223	Stationary and other exp. (Croydon)	-	475
<u>368</u>	Croydon Edu -write off	-	-
53,251		-	46,552

3 £	Women's Centre	£	£
2012		2013	2013
		Restricted	Unrestricted
Income			
2,307	Monday Lunch Club	-	2,491
1,373	LBN Grant for Day Centre	1,361	-
250	LBN Grant for Diamond Jubilee celebrations	-	-
<u>524</u>	International Women's Day	-	-
4,454		-	50
		1,361	2,541
Expenditure			
2,496	Monday Lunch Club	1,361	815

251 Diamond Jubilee Celebrations

-

300 International Women's Day

3,047

-

470

1,361

1,285

4 £ Guru Jayanthi Celebrations

£

£

2012

2013

2013

Restricted Unrestricted

Income

6,032 East Ham

-

10,386

645 Croydon

-

-

6,677

-

10,386

Expenditure

4,555 East Ham

-

5,276

390 Croydon

-

-

4,945

-

5,276

5 £ Prayer Meeting

£

£

2012

2013

2013

Restricted Unrestricted

Income

930 East Ham

-

1,432

1,160 Croydon

-

1,424

1,024 Southall

-

595

3,114

-

3,451

Expenditure

344 East Ham

-

317

- Croydon

-

843

678 Southall

-

-

1,022

-

1,159

6 £ Onam Sadhya

£

£

2012

2013

2013

Restricted

Unrestricted

Income

1,378 East Ham

-

2,249

1,940 Croydon

-

2,357

1,025 Southall

-

1,632

4,343

-

6,238

Expenditure

1,182 East Ham

-

1,347

1,805 Croydon

-

1,922

848 Southall

-

1,194

3,835

-

4,463

7	£	X-mas	£	£
	2012		2013	2013
			Restricted	Unrestricted
	Income			
1,189	East Ham			505
-	LBN Grant for X-mas Celebrations			250
272	Croydon			530
<u>619</u>	Southall			<u>832</u>
<u>2,080</u>			<u>-</u>	<u>2,117</u>
	Expenditure			
885	East Ham		-	505
272	Croydon		-	596
<u>563</u>	Southall		-	<u>829</u>
<u>1,720</u>			<u>-</u>	<u>1,930</u>

8	£	Other Income	£	£
	2012		2013	2013
			Restricted	Unrestricted
1,415	General Donations		-	621
1,823	Monthly Standing Order		-	1,765
299	Music Class		-	-
1,645	Dance Class		-	930
215	Tin Collections		-	315
1,729	Gift Aid Donation Reclaim		-	-
1,480	Hall Letting		-	1,855
9	Interest Received		-	9
<u>8,615</u>			<u>-</u>	<u>5,494</u>

9	£	Sports	£	£
	2012		2013	2013
			Restricted	Unrestricted
	Income			
2,174	Badminton club		-	1,357
<u>662</u>	Family Fun Day		-	-
<u>2,836</u>			<u>-</u>	<u>1,357</u>
	Expenditure			
2,199	Badminton club		-	750
<u>560</u>	Family Fun Day		-	-
<u>2,759</u>			<u>-</u>	<u>750</u>

10	£	General Expenditure	£	£
	2012		2013	2013
			Restricted	Unrestricted
1,602	Building Insurance		-	1,819
147	Internet		-	147
341	Telephone		-	388
3,115	Light & Heat		-	2,413

999 Repairs & Maintenance	-	1,193
- Web editing/editorial	-	328
832 Printing & Stationary	-	190
18 Seminar	-	-
200 Audit Fees	-	200
- Legal charges	-	300
533 Water	-	515
7,787	-	7,493

11	£	Allowances	£	£
		2012	2013	2013
			Restricted	Unrestricted
		1,290 Dance Class Teacher's Allowance	-	810
		3,380 Care Taker Allowance	-	2,740
		175 Music Teacher's Allowance	-	-
		474 Cleaner's Allowance	-	831
		-	-	-
			-	4,381
		5,319		

12	£	Other Expenditure	£	£
		2012	2013	2013
			Restricted	Unrestricted
		146 TV Licence	-	146
		160 Card & Comforts	-	237
		105 Gift Aid tax reclaim Expenses	-	-
		2,871 legal/Conveyancing Fees (Croydon Bldg)	-	976
		3,282	-	1,359

13	£	Croydon Buildings Reserve	£	£
		2012	2013	2013
			Restricted	Unrestricted
		17,461 Balance from previous period	-	33,364
		17,003 Funds received current period	-	3,382
		- Refunds made in 2013	-	(250)
		(1,000) Refunds made from 2012	-	-
		(100) Refunds made from 2011	-	-
		33,364	-	36,496

14	£	Cash and cash equivalents	£
		2012	2013
		85,219 Cash at Bank	91,146
		292 Cash In Hand	231
		85,511	91,377

15	£	Creditors	£
		2012	2013
		1,743 Creditors due from 2010	1,723
		1,200 Croydon Hall Rent	1,135
		490 Payable to members	-
		130 Women's centre	-
		2,105 Sports - Badminton	800
		- Other Creditors	5,687
		200 Auditors' fees	200
		5,868	9,545

16	£	Debtors	£
		2012	2013
		522 Due from members	400
		63 GJC Hall hire deposit	200
		2,350 Court Order - Litigation	2,350
		1,729 HMRC - Gift Aid	1,729
		1,646 Tuition Fees	1,646
		470 Advertisement	470
		90 Women's centre - income	143
		<u>1,184</u> Sports - Badminton - income	<u>-</u>
		8,054	6,938

17 Property, Plant & Equipment

	£	£	£	£
	Land & Building	Equipment	Furniture & Fittings	Total
Balance as at 1 January 2013	421,208	14,470	18,873	454,551
Additions	-	-	-	-
Disposals	-	-	-	-
Balance as at 31 December 2013	<u>421,208</u>	<u>14,470</u>	<u>18,873</u>	454,551
Depreciation				
Balance as at 1 January 2013	181,448	11,774	16,658	209,880
Depreciation charge for the year	<u>8,424</u>	<u>465</u>	<u>395</u>	9,283
Balance as at 31 December 2013	<u>189,872</u>	<u>12,239</u>	<u>17,053</u>	219,163
Net Book Value as at 1 January 2012	<u>239,760</u>	<u>2,696</u>	<u>2,215</u>	<u>244,671</u>
Net Book Value as at 31 December 2013	231,336	2,231	1,821	235,388